

16 July 2014 CROP talks also about

The last 9 days of Earth TEMPERATUREs

When the WHITE DWARF will be in the maximum transfer of the SOLAR ENERGY, no one knows where the Earth will be on those days, but some crop circles and a message indicate that it will be nearly in the middle of the 2 stars

MARC 13 - [18] Pray that this does not happen in winter. [19]

For those times will have tribulation such as has not been since the beginning of God's creation until now, nor ever will be. [20]

If the Lord had not shortened those days, no one would be saved; but for the sake of the elect whom he chose, he did shorten the days.



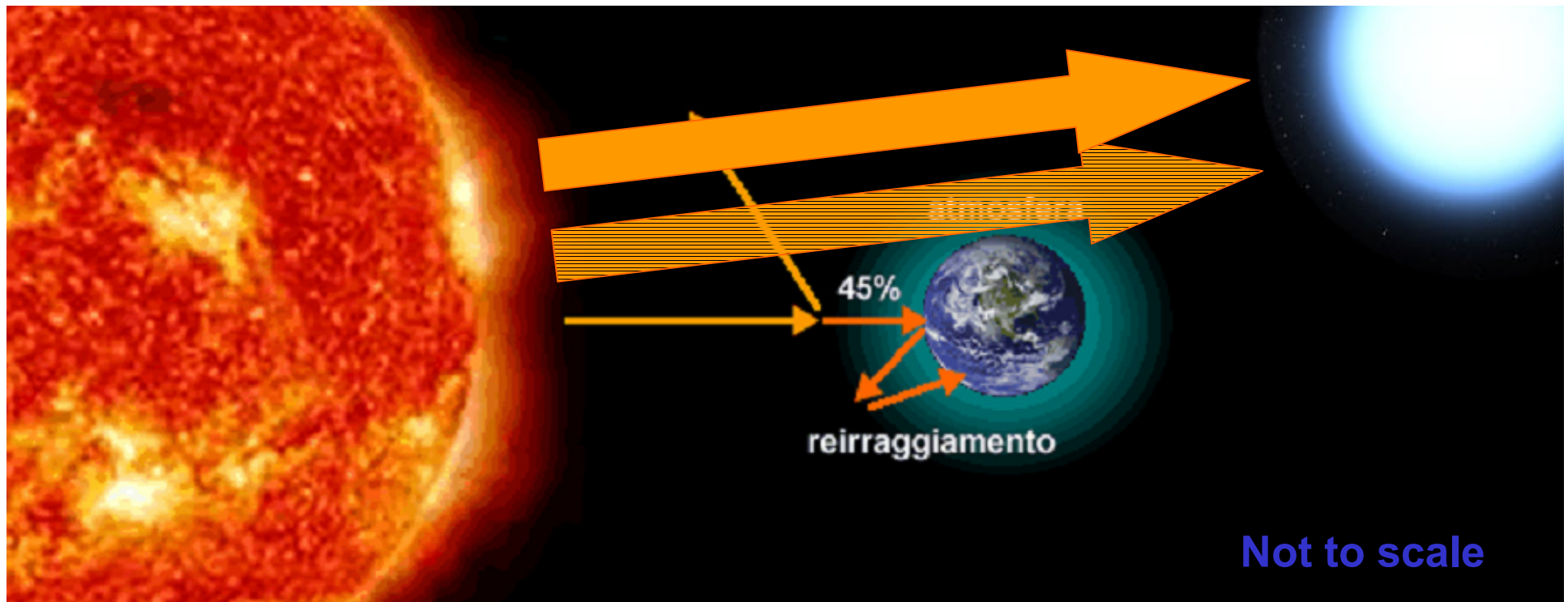
ANGUERA message

The noon sun will be considered more important than the evening sun.

2.539 - 24.06.2005

EASY MESSAGE - THE EARTH rotates: during Day time looks at the SUN and at night to the stars

But if you see another SUN in the evening it means that this is on the side of the night. Slightly shifted in the evening and not in the deep night. THANKS GOD



It will come the day where the Earth will lose its natural movement; the sun will turn into darkness and nothing will be like before. 2.787 - 18.01.2007

There will be a light ever seen by men. It will be visible to human eyes and will contribute to major changes on Earth. 2.792- 30.01.2007

the impact between two giants in the universe [SUN and second sun] will cause great damage to the earth. Fire will fall from the sky and many regions of the earth will be reached 3.113 - 24/01/2009

Men will see something similar to a sun that will remain visible in the sky for long hours. All eyes will see 2.510 - 16.04.2005

the light will lose its splendor in the midday and the men will fall to the ground by the paur 2.471 - 18.01.2005 Amos - Chapter 8 [9] - Marco 13 [19]

Earth will be covered with darkness. Darkness will come out of the immense light. An existing mystery in the great bright light will be revealed. 2.793 - 31.01.2007

The fire will burn light and there will be a great explosion. 2,540 - 25.06.2005

It will be the day that Earth will be wrapped in dense darkness. Men will implore help and will not know where to go 3.186 - July 13, 2009

The calvary of humanity begins on a Friday, but then will God's victory and you will be led to the great victory day 3.279 - 13 February 2010

16 JULY 2014 CROP CIRCLE


the last 9 DAYS temperatures and hours

Let's consider the first 3 internal semicircles **16 DOTS** (3 days of 16 hours/day) then

4 semicircles **15 DOTS** (4 days of 15 hours/day)

1 semicircle **14 DOTS** (1 days of 14 hours/day)

1 semicircle **13 DOTS** (1 days of 13 hours/day)



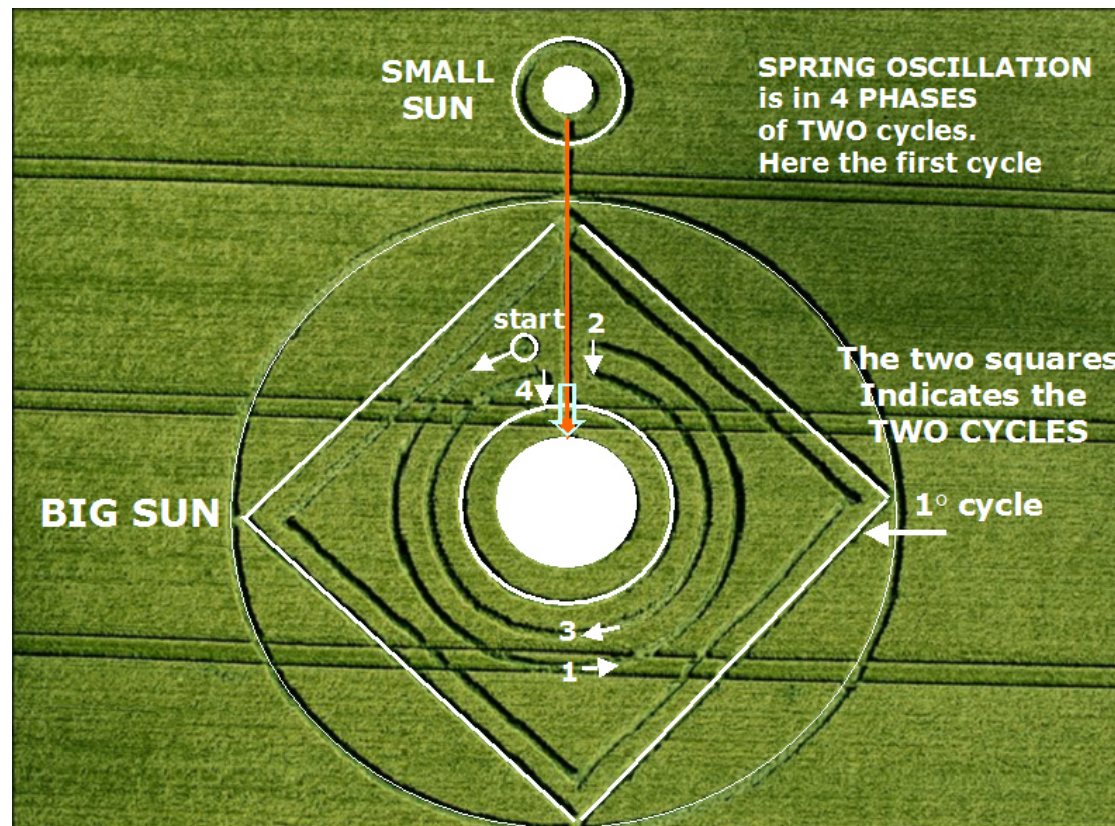
12- November 2013 - The **first sign** will be that the **Earth will spin faster**. The **second sign** concerns the sun, which will loom larger, brighter and begin to spin. Beside it you will see a second sun.

1st JUNE 2014 CROP

In fact firstly will come the 16 hours/day, then the SUN will come bigger towards the END

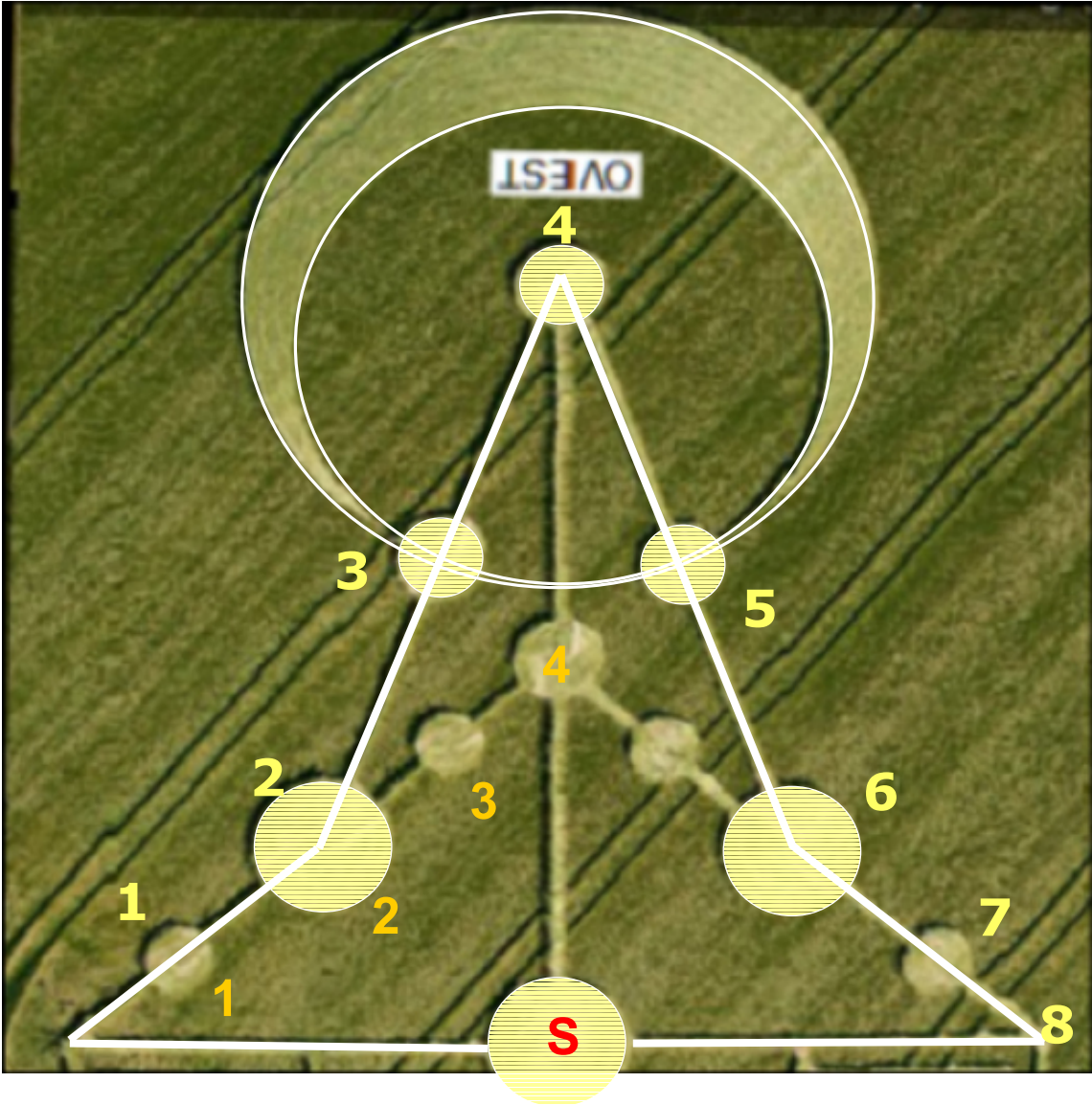
Shows the Sun cycles 16 hours 4 phases of 4 hours each - See previous pdf and video

<http://www.royaldevice.com/1/cropcircle77.htm>



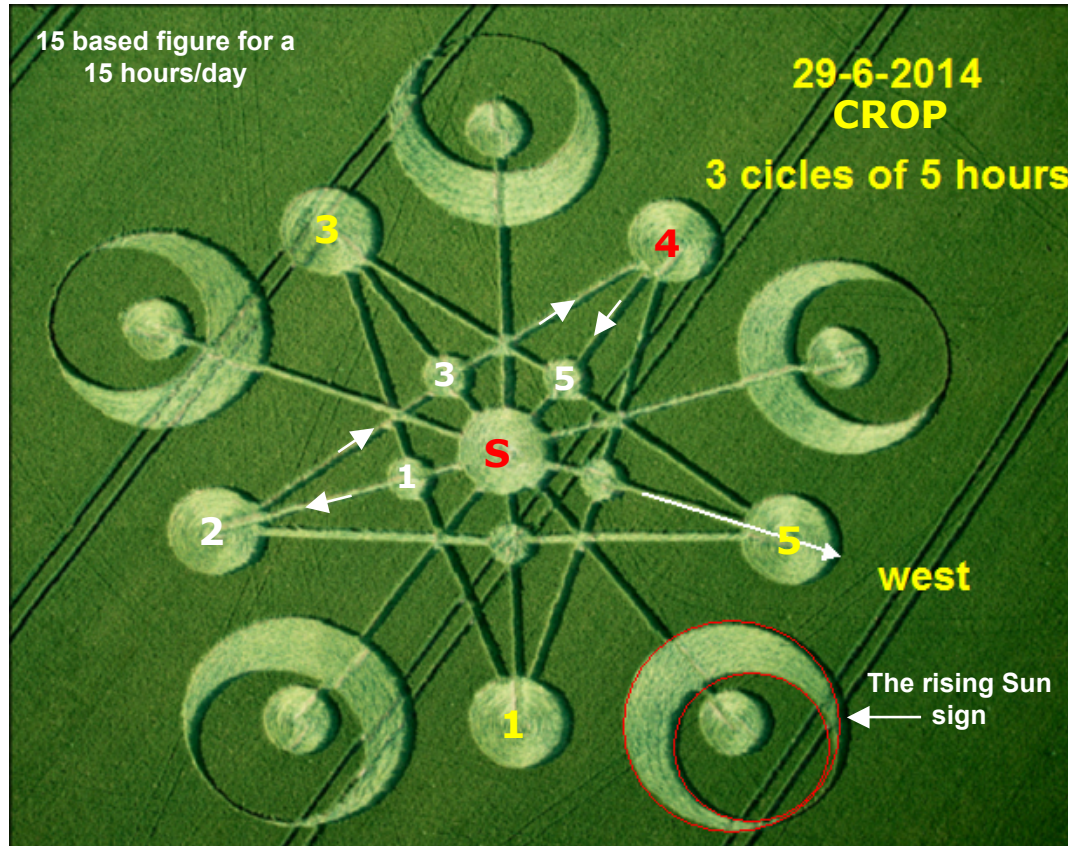
17 JUNE 2014 CROP

Shows the swap from 16 hours in 4 phases to the 16 hours in 3 phases




29 JUNE 2014 CROP

the 15 hours in 3 cycles – 3 cycles of 5 hours




29 JULY 2014 CROP

The 2 Suns and the shifting of our Sun ENERGY to the White DWARF
inb the last days



16 JULY 2014 CROP CIRCLE

The dimensions of the small circles give the indication of how much the SUN will be strong in the last 9 days. They give the variation of solar exposure between day and night. Let's remember that the earth will be out of the axis and it will also start to go out orbit turning strangely (see previous pdf/video). Practically starting from the first inner line of 16 circles (yellow dotted), we have the daily variation of the temperature for the FIRST day.



How much and when the Earth will feel cold and hot

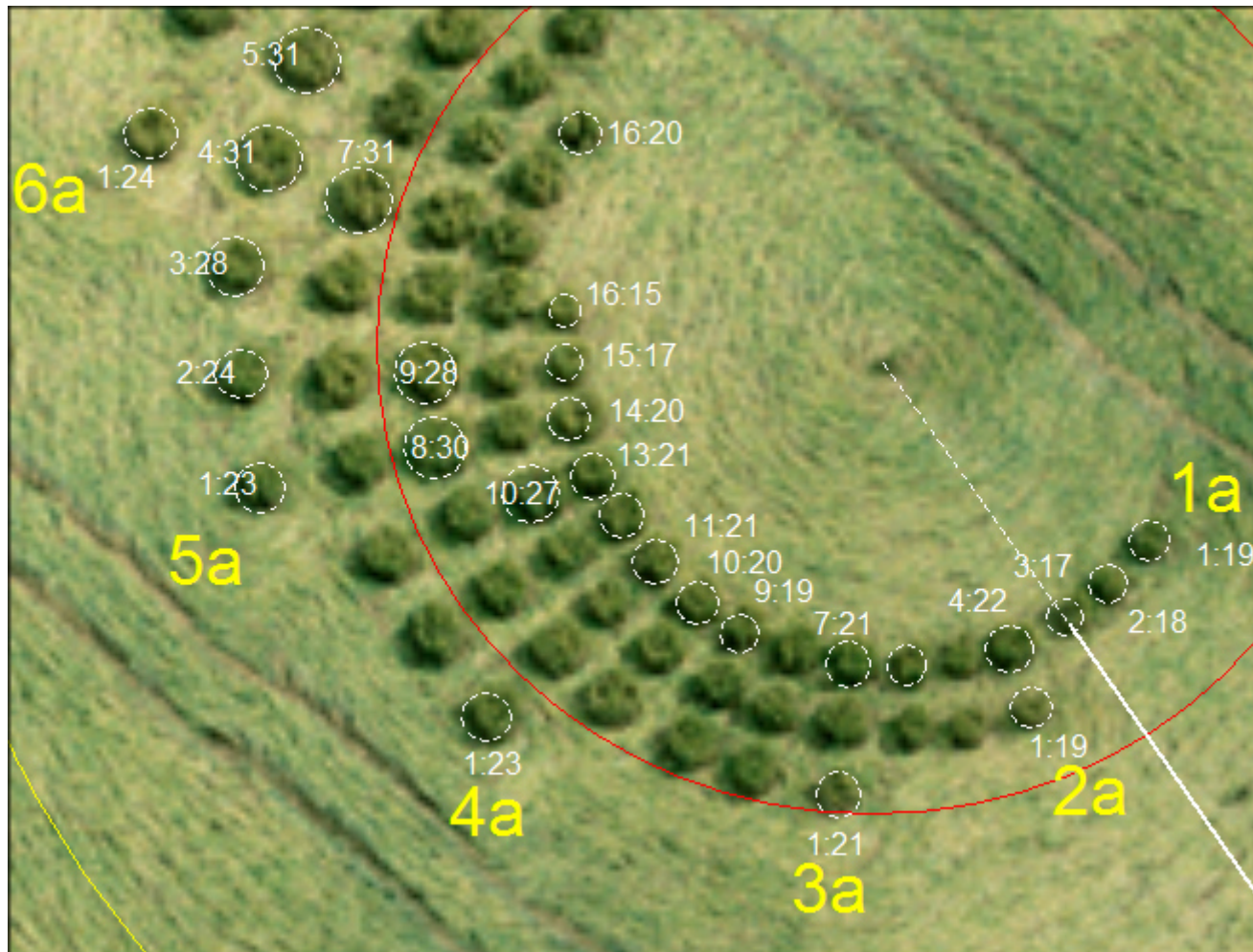
Then the weather will cause the world to shake

Graphically, we get reports as much as graphics allow. I underline, as far as graphics allows. What makes it clear is that you go in a crescendo from the 1st to the 9th day, then go down again almost abruptly. Reading starts at "1a", where the circle indicates 1:19 meaning that the 1st day of 16 hours starts with a 19 diameter exposure (which are not centigrade degrees, but a diameter to be used as a reference), ending With 16:15 (16th hour with 15 as diameter - which means that the temperature has fallen even before passing from 11 / 13a with a slight increase of 11:21 and 13:21)

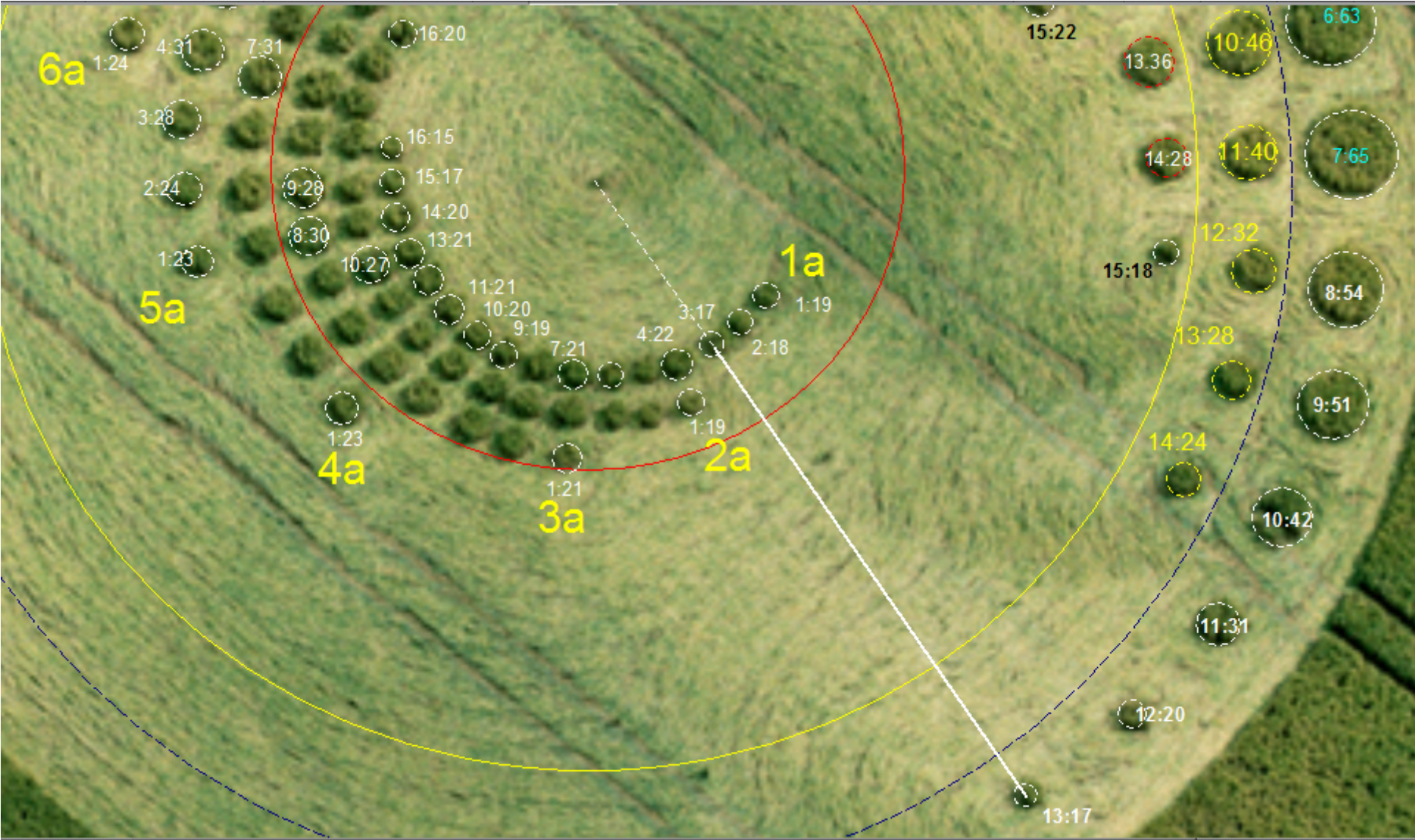
"1" indicates the first hour and "16" the last hour of the day for 16 hours. The second number indicates the graphical circle diameter. There is a small change on this line over the 16 hours that varies between 19 and 22. We emphasize that they are NOT centigrade degrees, but the size of the chart.

The circles tell us it will be "cold" and the daily variation will be low. Then the temperature will rise in the days. The maximum ratio between the initial and the final temperature is: $65:21 = 3,1$, so if the temperature in the 1st day of 16 hours at midday is 15°C at midday of The last 13 days will be: $15 \times 3.1 = 46.4^\circ\text{C}$

Take note of your temperature on June 12th



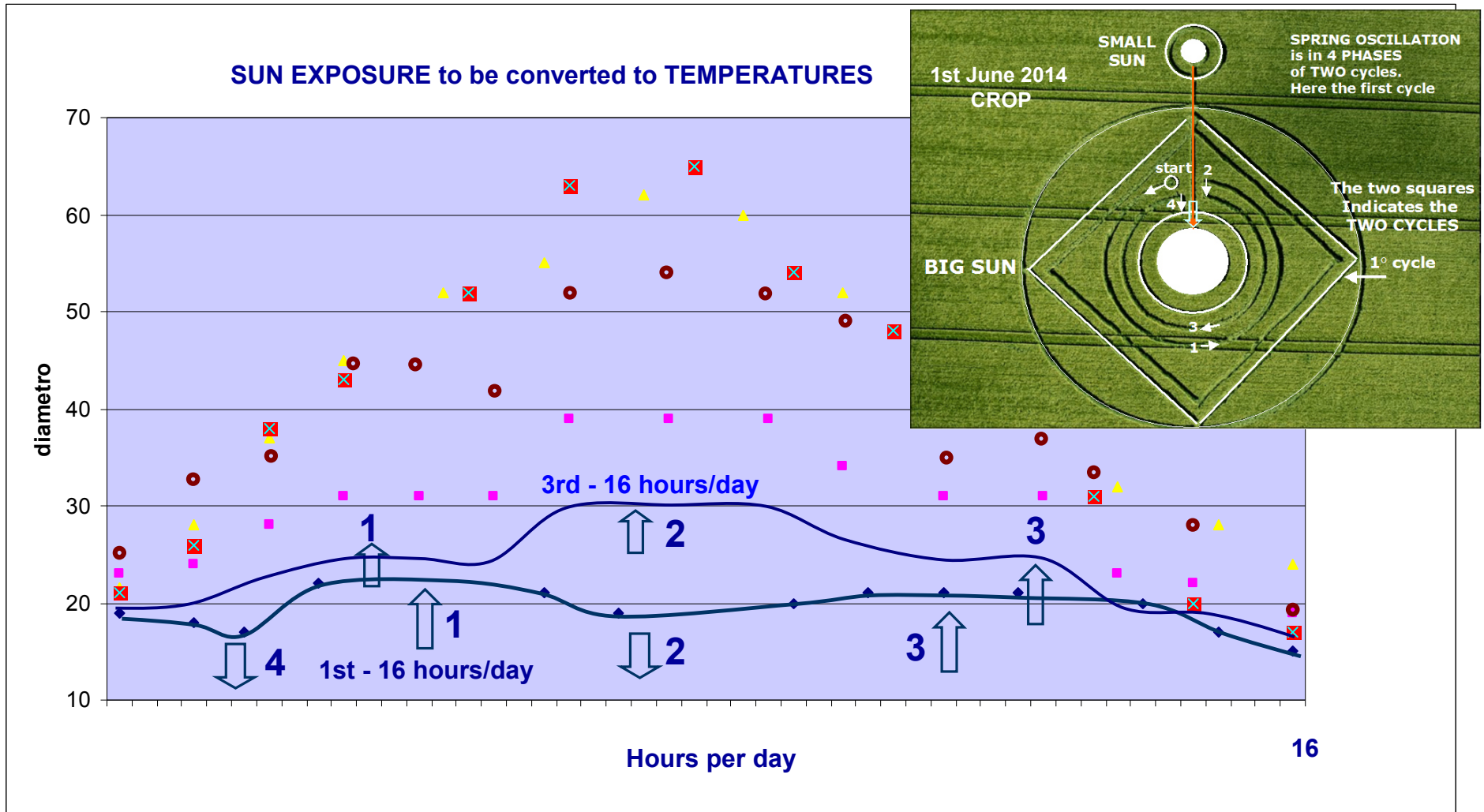
16 July 2014 CROP CIRCLE – see all new references



16 July 2014 CROP CIRCLE

SUN EXPOSURE DURING DAY AND NIGHT 16 hours a day

Note the 4 phases of the SUN exposure as shown on 1st June 2014 crop then swap to 3 (diameters releaved from the 16 July 2014 crop as per graphically permitted – intermediate graph not shown to avoid graphical confusion)



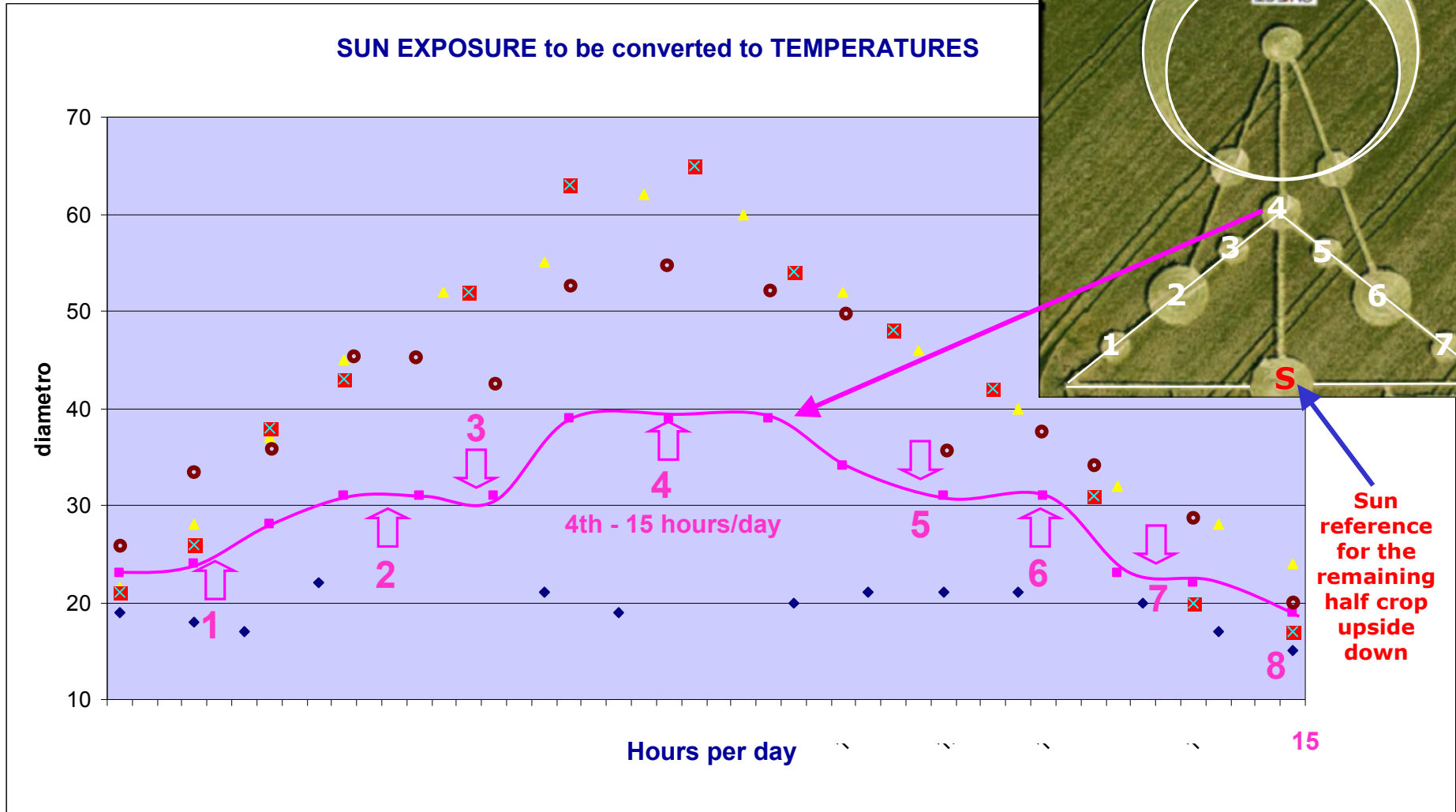
16 July 2014 CROP CIRCLE

SUN EXPOSURE DURING DAY AND NIGHT in the 15 hours a day

Note the phases of the SUN exposure as shown on June 17 crop (diameters released from the 16 July 2014 crop as per graphically permitted)

SOLAR PHASE: first day of 15 hours

SUN EXPOSURE to be converted to TEMPERATURES



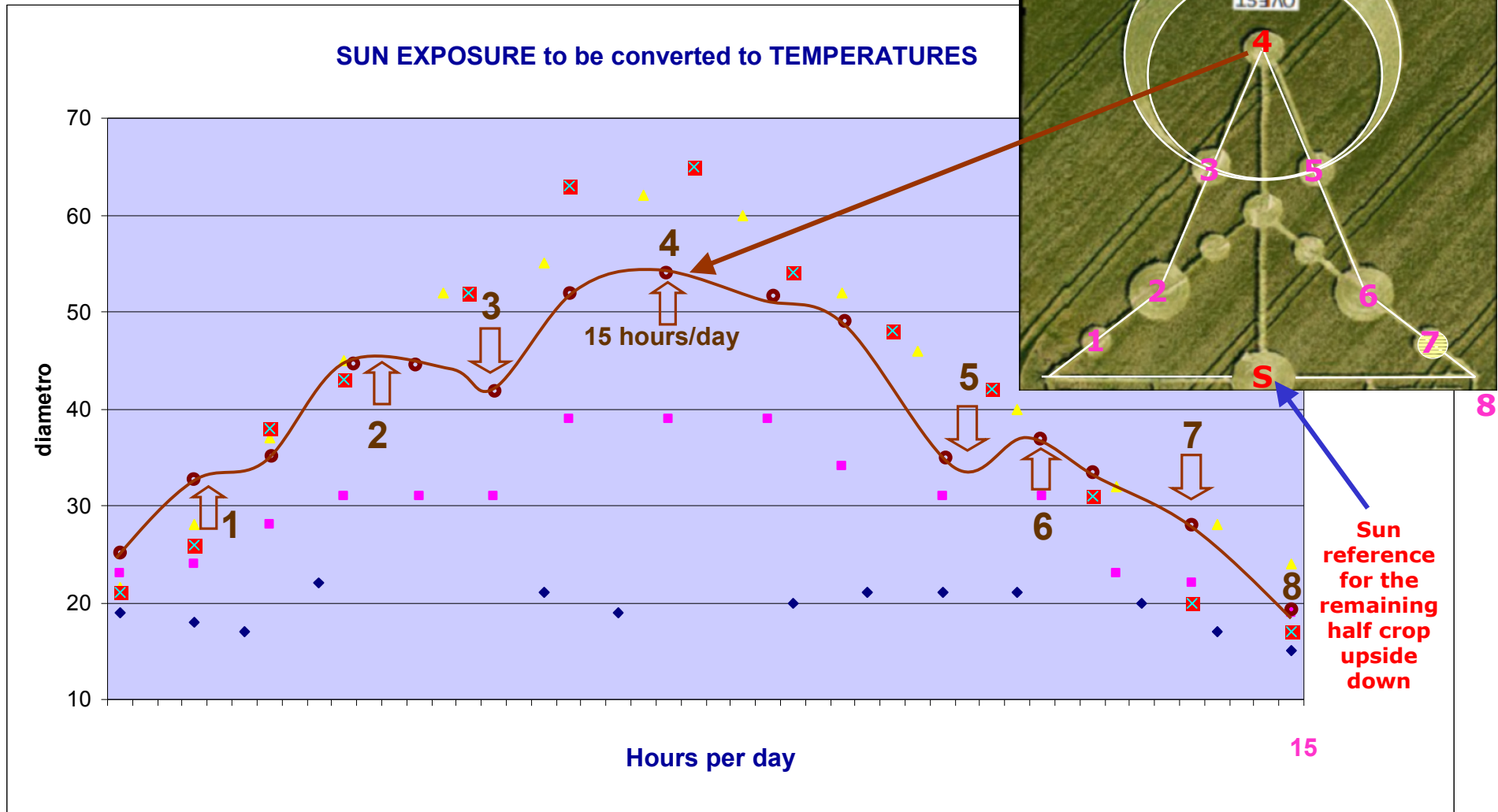
16 July 2014 CROP CIRCLE

SUN EXPOSURE DURING DAY AND NIGHT in the 15 hours a day

Note the phases of the SUN exposure in the 15 hours a day as shown on June 17 crop (diameters released from the 16 July 2014 crop as per graphically permitted)

SOLAR PHASE: last day of 15 hours

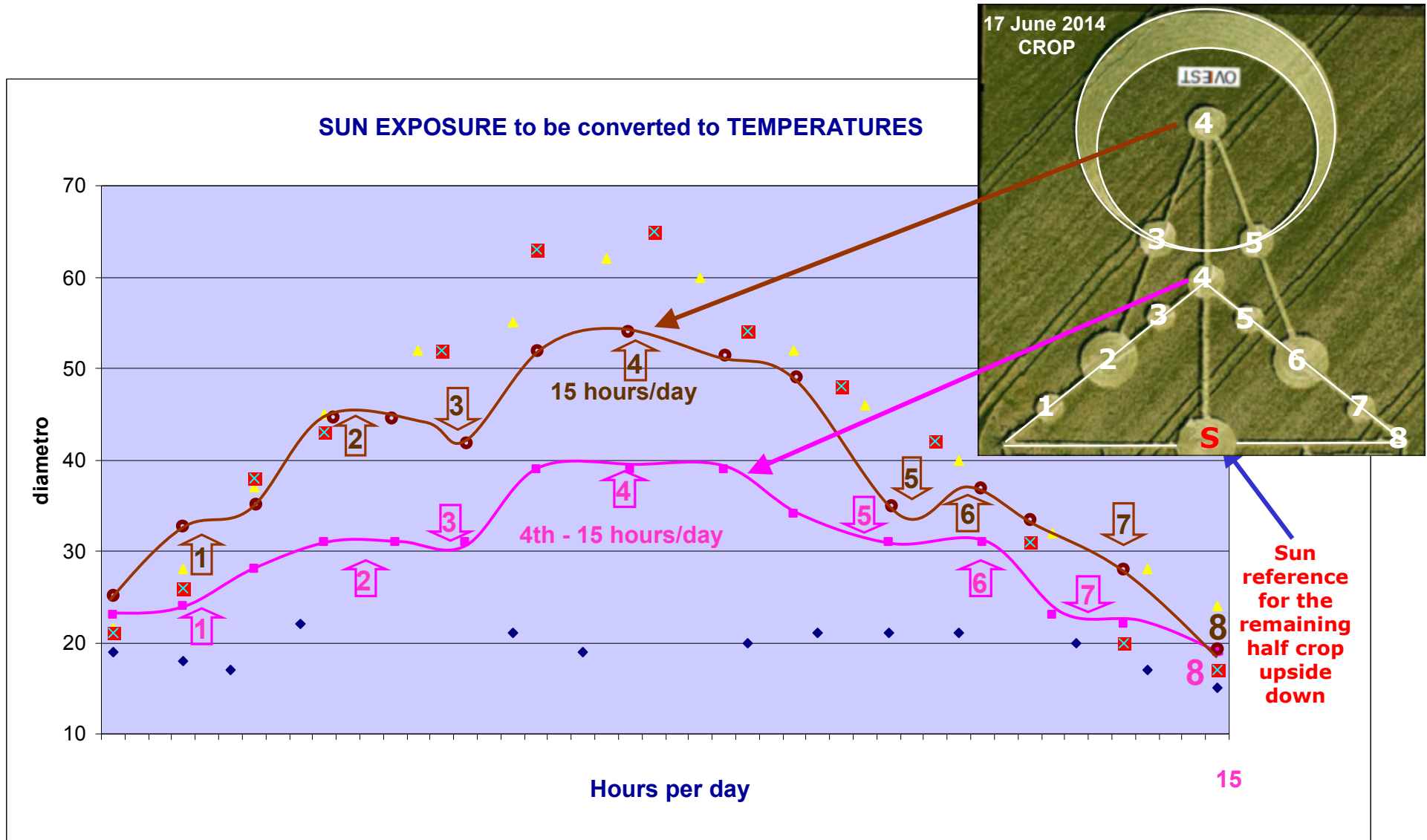
SUN EXPOSURE to be converted to TEMPERATURES



16 July 2014 CROP CIRCLE

SUN EXPOSURE DURING DAY AND NIGHT in the 15 hours a day

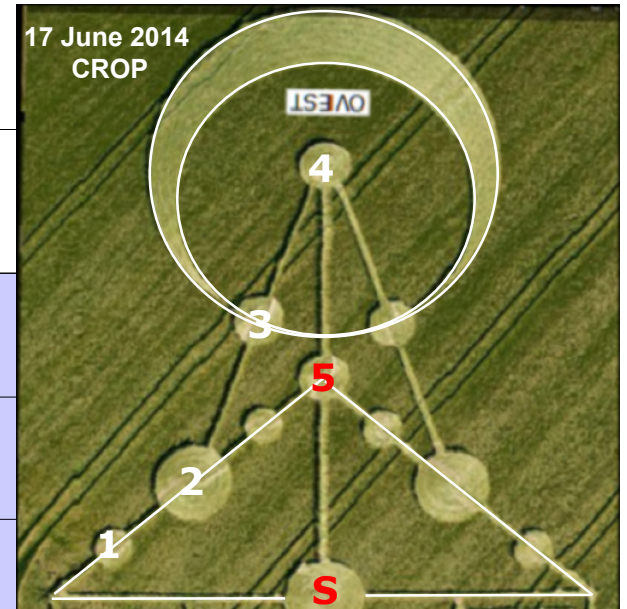
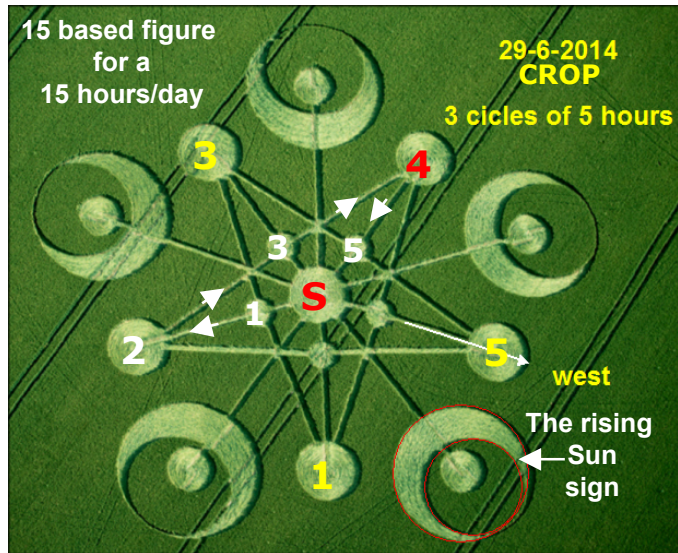
Note the phases of the SUN exposure in the 15 hours a days as shown on June 17 crop (as per graphically permitted)



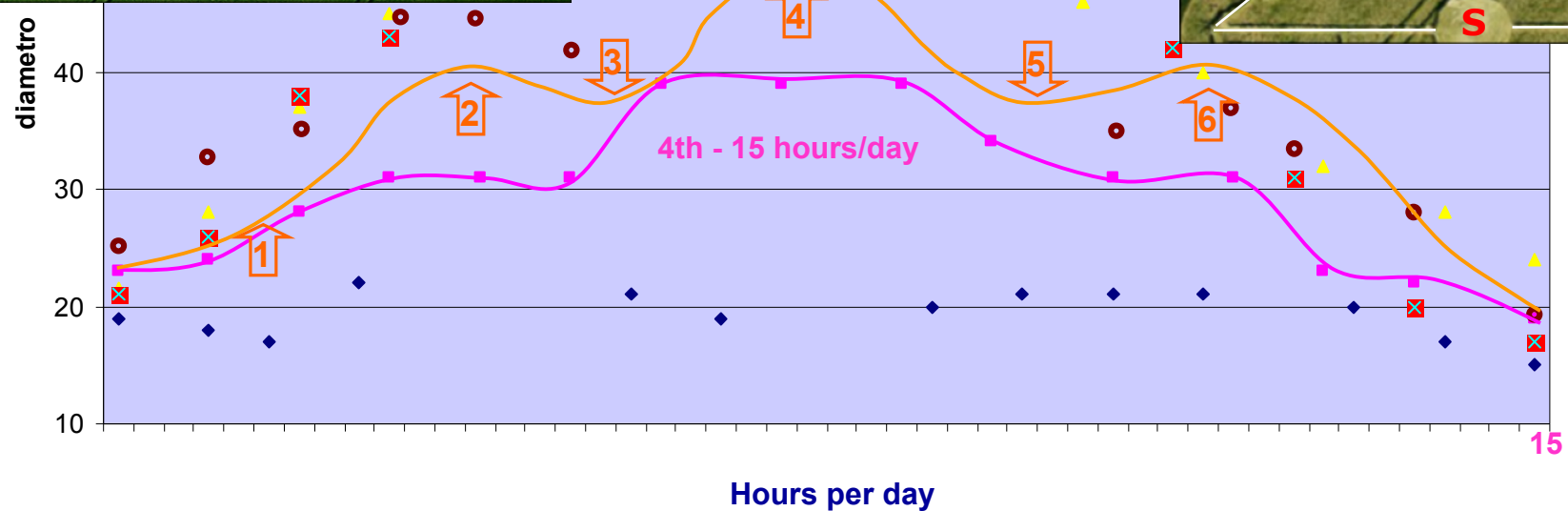
16 July 2014 CROP CIRCLE

SUN EXPOSURE DURING DAY AND NIGHT in the 15 hours a day

in the 15 hours a day there will also be an intermediate 6 phase as shown on June 29 crop complying with 17 June crop. See the coherence with the dots diameters on both crops – difficult to reveal from the 16 July crop dot diameters, but seems to be, giving roughly a 3 cycles of 5 hours

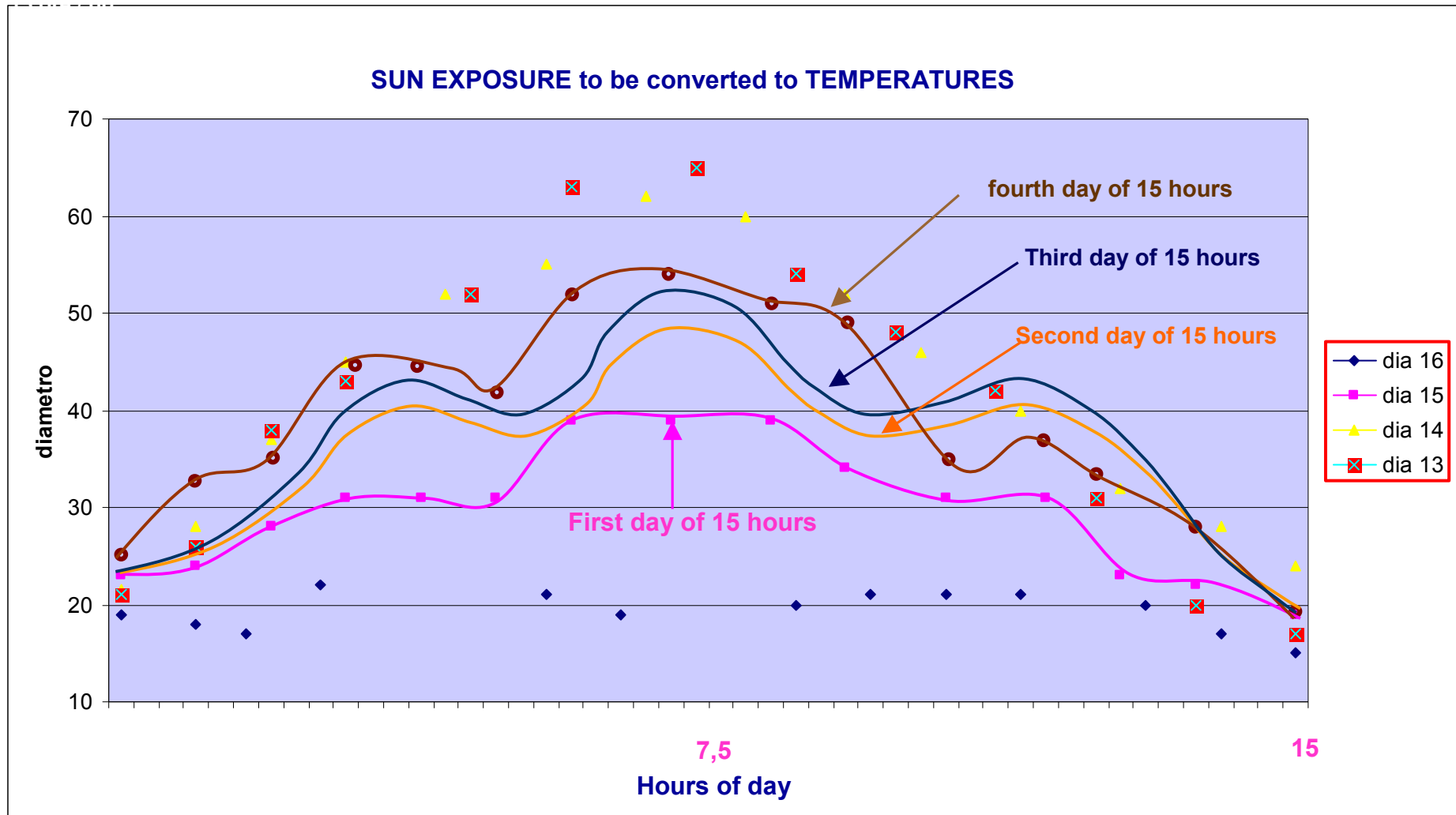


SUN EXPOSURE to be converted to TEMPERATURES



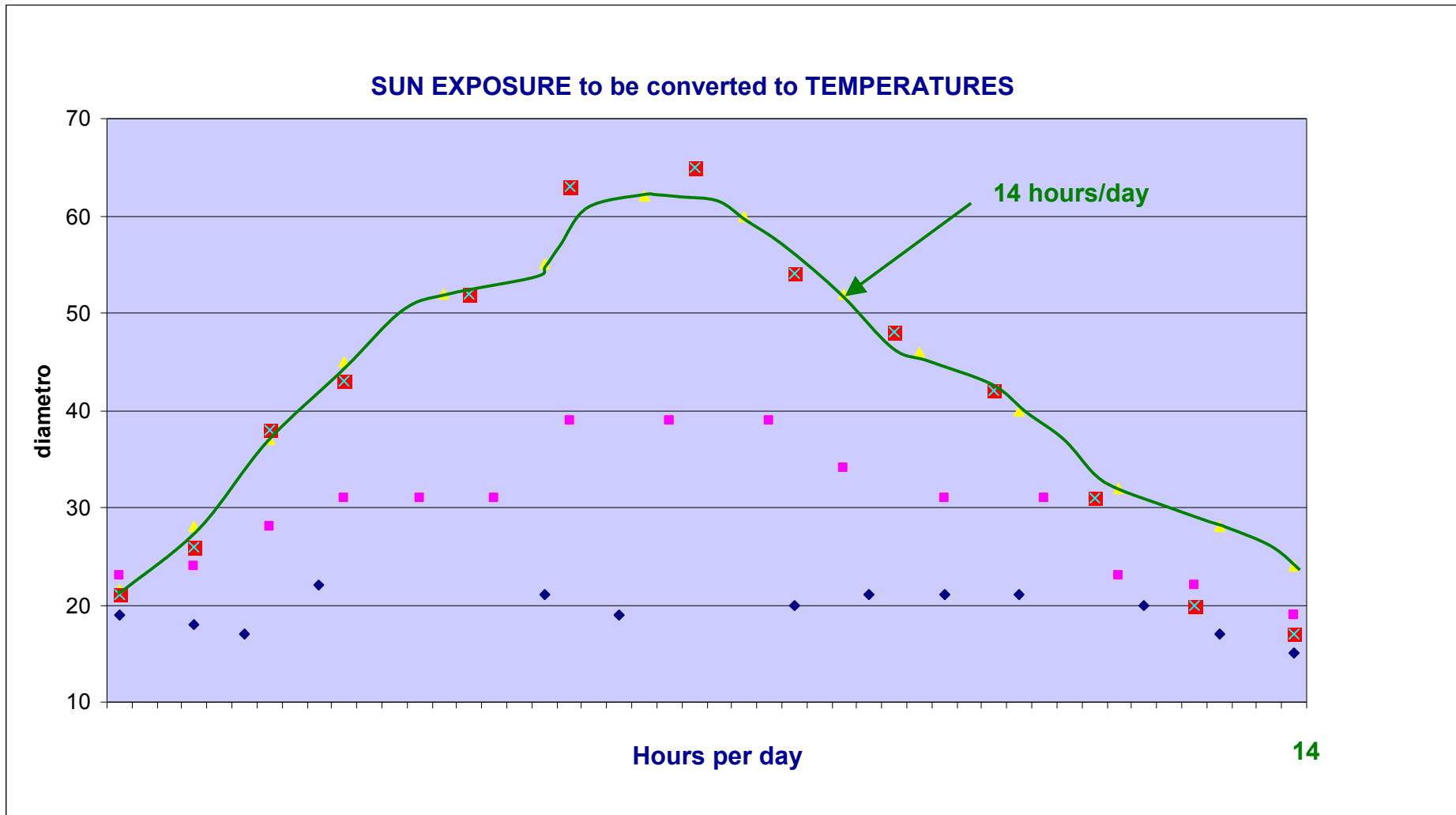
16 July 2014 CROP CIRCLE

SUN EXPOSURE DURING DAY AND NIGHT in the 4 days of 15 hours a day



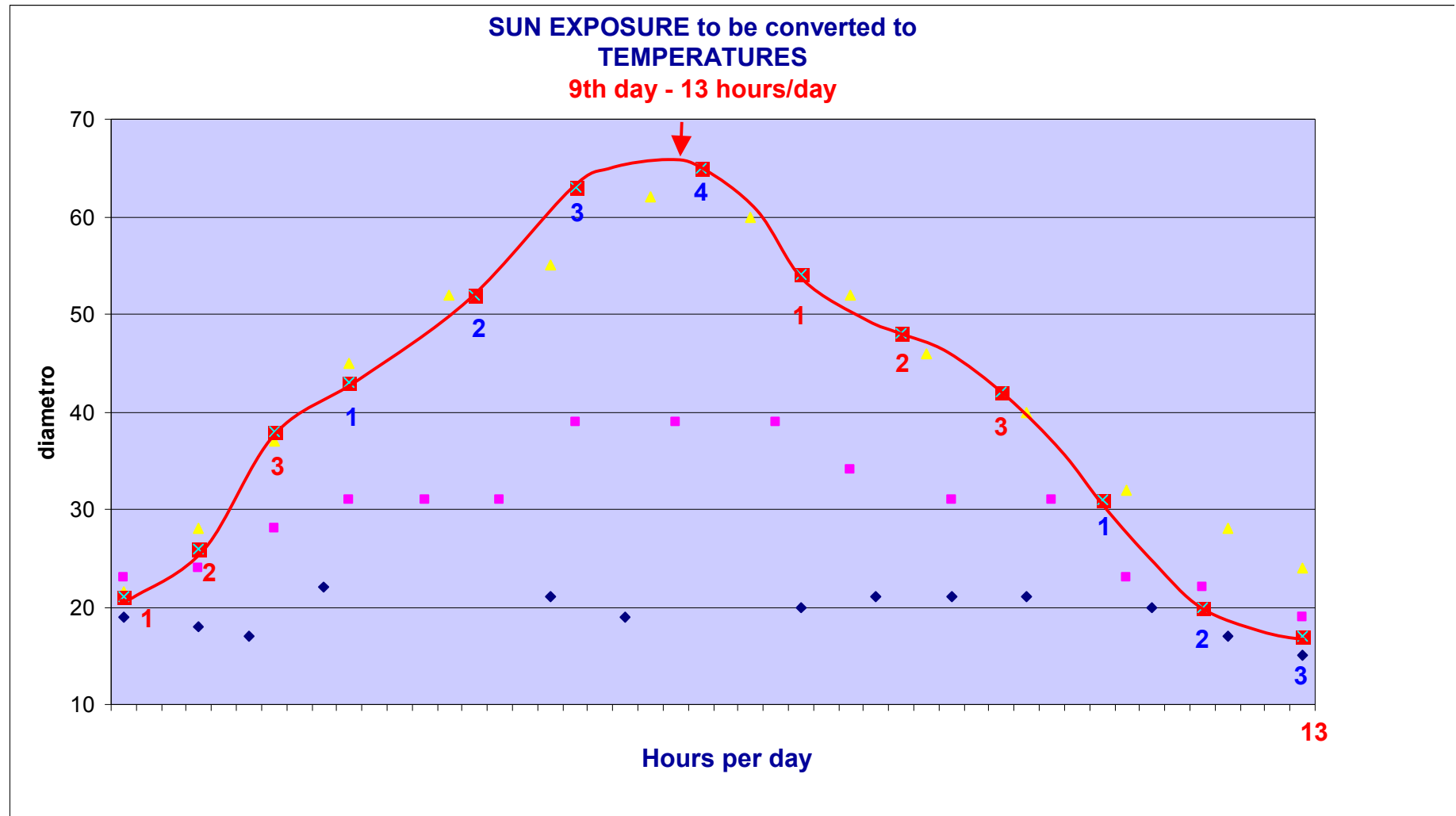
16 July 2014 CROP CIRCLE

SUN EXPOSURE DURING DAY AND NIGHT in the day of 14 hours a day
(diameters released from the 16 July 2014 crop as per graphically permitted)



16 July 2014 CROP CIRCLE

SUN EXPOSURE DURING DAY AND NIGHT in the day of 13 hours a day



16 July 2014 CROP CIRCLE

SUN EXPOSURE DURING DAY AND NIGHT reported by the circle diameters on total of 9 days (as per graphically permitted)

